

This information is for promotional purposes only. Space considerations may require information to be omitted.
Always refer to the actual package for complete label verbiage. This product may not yet be available or approved for sale or use in your area.

CHLOROTHALONIL 720 SELECT™

FUNGICIDE

ACTIVE INGREDIENT:

Chlorothalonil (tetrachloroisophthalonitrile): 54.00%

OTHER INGREDIENTS: 46.00%

Total 100.00%

Contains 6.0 pounds Chlorothalonil per gallon (720 grams per liter)

**KEEP OUT OF REACH OF CHILDREN
WARNING**


See inside booklet for additional PRECAUTIONARY STATEMENTS.

SPECIMEN



PRIME SOURCE

This product is manufactured by:
Prime Source, LLC
4609 E. Boonville-New Harmony Road
Evansville, IN 47725




This information is for promotional purposes only. Space considerations may require information to be omitted. Always refer to the actual package for complete label verbiage. This product may not yet be available or approved for sale or use in your area.

CHLOROTHALONIL 720 SELECT™

FUNGICIDE

FIRST AID	
If inhaled:	<ul style="list-style-type: none">• Move person to fresh air.• If person is not breathing, call 911 or an ambulance, give artificial respiration immediately, preferably by mouth-to-mouth.• Call a poison control center or doctor for treatment advice.
If on skin or clothing:	<ul style="list-style-type: none">• Take off contaminated clothing.• Rinse skin immediately with plenty of water for 15-20 minutes.• Call a poison control center or doctor for treatment advice.
If in eyes:	<ul style="list-style-type: none">• Hold eye open and rinse slowly and gently with water for 15 – 20 minutes.• Remove contact lenses, if present, after the first 5 minutes then continue rinsing eye.• Call a poison control center or doctor for treatment advice.
If swallowed:	<ul style="list-style-type: none">• Call a Poison control center or doctor immediately for treatment advice.• Have affected person sip a glass of water if able to swallow• Do not induce vomiting unless told to do so by the poison control center or doctor.• Do not give anything by mouth to an unconscious person.
<p>Have the product label with you when calling a poison control center or doctor, or going for treatment. For emergency information concerning this product, call the National Pesticides Information Center (NPIC) at 1-800-858-7378 seven days a week, 6:30 a.m. to 4:30 p.m. - Pacific Time (NPIC Website: www.npic.orst.edu). Outside of these times call your poison control center at 1-800-222-1222.</p> <p>NOTE TO PHYSICIAN: Probable mucosal damage may contraindicate the use of gastric lavage. Persons having a temporary allergic reaction respond to treatment with antihistamines or steroid creams and/or systemic steroids.</p>	



This information is for promotional purposes only. Space considerations may require information to be omitted. Always refer to the actual package for complete label verbiage. This product may not yet be available or approved for sale or use in your area.

CHLOROTHALONIL 720 SELECT™

FUNGICIDE

PRECAUTIONARY STATEMENTS HAZARDS TO HUMANS AND DOMESTIC ANIMALS WARNING

May be fatal if inhaled. Harmful if swallowed or absorbed through skin. Causes moderate eye irritation. Avoid contact with eyes, skin, or clothing. Do not breathe spray mist.

PERSONAL PROTECTIVE EQUIPMENT (PPE)

Some materials that are chemical resistant to this product are made of any waterproof material. If you want more options follow the instructions for Category A on an EPA chemical resistance category selection chart.

Mixers, Loaders, Applicators and All Other Handlers Must Wear:

- Long-sleeved shirt and long pants
- Protective eyewear
- Chemical resistant gloves made of waterproof material such as barrier laminate, butyl rubber, nitrile rubber, neoprene rubber, polyethylene, polyvinyl chloride, or viton; if you want more options, follow the instructions for category A on an EPA chemical-resistance category selection chart.
- Shoes plus socks
- A NIOSH approved respirator with an organic vapor (OV) cartridge or canister with any N, R, P, or HE prefilter.

Follow manufacturer's instructions for cleaning/maintaining PPE. If no such instructions for washables exist, use detergent and hot water. Keep and wash PPE separately from other laundry. Discard clothing and other absorbent materials that have been drenched or heavily contaminated with this product's concentrate. Do not reuse them.

ENGINEERING CONTROLS STATEMENT

When handlers use closed systems, enclosed cabs, or aircraft in a manner that meets the requirements listed in the Worker Protection Standard (WPS) for agricultural pesticides [40 CFR 170.240(d)(4-6)], the handler PPE requirements may be reduced or modified as specified in the WPS.

USER SAFETY RECOMMENDATIONS

Users should:


- Wash hands before eating, drinking, chewing gum, using tobacco, or using the toilet.
- Remove clothing immediately if pesticide gets inside. Then wash thoroughly and put on clean clothing.
- Remove PPE immediately after handling this product. Wash the outside of gloves before removing. As soon as possible, wash thoroughly and change into clean clothing.

ENVIRONMENTAL HAZARDS

This product is toxic to aquatic invertebrates and wildlife. DO NOT apply directly to water or to areas where surface water is present or to intertidal areas below the mean high water mark. Drift and runoff from treated areas may be hazardous to aquatic organisms in neighboring areas. DO NOT contaminate water when disposing of equipment wash water or rinsate.

Chlorothalonil can contaminate surface water through spray drift. DO NOT apply when weather conditions favor drift from treated areas. Under some conditions, it may also have a high potential for runoff into surface water for several days to weeks after application. These include poorly draining or wet soils with readily visible slopes toward adjacent surface waters, frequently flooded areas, areas overlaying extremely shallow ground water, areas with in-field canals or ditches that drain to surface water, areas not separated from adjacent surface waters with vegetated filter strips, and areas over-laying tile drainage systems that drain to surface water.

Chlorothalonil degradates are known to leach through soil into ground water under certain conditions as a result of label use. Use of this product in areas where soils are permeable, particularly where the water table is shallow, may result in groundwater contamination.



This information is for promotional purposes only. Space considerations may require information to be omitted. Always refer to the actual package for complete label verbiage. This product may not yet be available or approved for sale or use in your area.

CHLOROTHALONIL 720 SELECT™

FUNGICIDE

DIRECTIONS FOR USE

General Precautions and Restrictions

It is a violation of Federal law to use this product in a manner inconsistent with its labeling.

Do not apply this product in a way that will contact workers or other persons, or pets either directly or through drift. Only protected handlers may be in the area during applications. For any requirements specific to your State or Tribe, consult the agency responsible for pesticide regulation.

Do not use on home lawns and turf sites associated with apartment buildings, daycare centers, playgrounds, recreational park athletic fields, athletic fields located on or next to schools (i.e., elementary, middle, and high schools), campgrounds, churches, and theme parks.

AGRICULTURAL USE REQUIREMENTS

Use this product only in accordance with its labeling and with the Worker Protection Standard (WPS), 40 CFR Part 170. This Standard contains requirements for the protection of agricultural workers on farms, forests, nurseries, and greenhouses, and handlers of agricultural pesticides. It contains requirements for training, decontamination, notification, and emergency assistance. It also contains specific instructions and exceptions pertaining to the statements on this label about personal protective equipment (PPE) and restricted-entry interval (REI). The requirements in this box only apply to uses of this product that are covered by the Worker Protection Standard.

Do not enter or allow worker entry into treated areas during the (REI) of 12 hours.

PPE required for early entry to treated areas that is permitted under the Worker Protection Standard and that involves contact with anything that has been treated, such as plants, soil, or water, is:

- Coveralls
- Chemical resistant gloves made of any waterproof material
- Shoes plus socks
- Protective eyewear

Special Eye Irritation Provisions: This product is a severe eye irritant. Although the restricted-entry interval expires after 12 hours, for the next 6½ days entry is permitted only when the following safety measures are provided:

At least one container designed specifically for flushing eyes must be available in operating condition at the WPS-required decontamination site intended for workers entering the treated area.

Workers must be informed, in a manner that they can understand:

- That residues in the treated area may be highly irritating to their eyes;
- That they should take precautions, such as refraining from rubbing their eyes, to keep the residues out of their eyes;
- That if they do get residues in their eyes, they should immediately flush their eyes using the eyeflush container that is located at the decontamination site or using other readily available clean water; and
- How to operate the eyeflush container.


NON-AGRICULTURAL USE REQUIREMENTS

The requirements in this box apply to uses of this product that are NOT within the scope of the Worker Protection Standard for agricultural pesticides (40 CFR part 170). The WPS applies when this product is used to produce agricultural plants on farms, forests, nurseries, or greenhouses.

Do not enter or allow others to enter into treated areas without footwear until spray deposits have dried.



PRIME SOURCE



This information is for promotional purposes only. Space considerations may require information to be omitted. Always refer to the actual package for complete label verbiage. This product may not yet be available or approved for sale or use in your area.

CHLOROTHALONIL 720 SELECT™

FUNGICIDE

Do not apply this product within 150 feet (for aerial and air-blast application); or 25 feet (for ground applications) from marine/estuarine water bodies unless there is an untreated buffer area of that width between the area to be treated and the water body.

Avoiding spray drift at the application site is the responsibility of the applicator. The interaction of many equipment-and-weather-related factors determine the potential for spray drift. The applicator and the grower are responsible for considering all these factors when making decisions. The following drift management requirements must be followed to avoid off-target drift movement from aerial applications to agricultural field crops. These requirements do not apply to forestry applications, public health uses or to applications using dry formulations.

- 1) The distance of the outer most nozzles on the boom must not exceed $\frac{3}{4}$ the length of the wingspan or rotor.
- 2) Nozzles must always point backward parallel with the air stream and never be pointed downwards more than 45 degrees. Where states have more stringent regulations, they should be observed.

AERIAL DRIFT REDUCTION ADVISORY INFORMATION

Information on Droplet Size

The most effective way to reduce drift potential is to apply large droplets. The best management strategy is to apply the largest droplets that provide sufficient coverage and control. Applying larger droplets reduces drift potential, but will not prevent drift if applications are made improperly, or under unfavorable environment conditions (see Wind, Temperature and Humidity, and Temperature Inversions).

Controlling Droplet Size

Volume - Use high flow rate nozzles to apply the highest spray volume. Nozzles with higher rated flows produce larger droplets.

Pressure - Do not exceed the nozzle manufacturer's recommended pressures. For many nozzle types lower pressure produces larger droplets. When higher flow rates are needed, use higher flow rate nozzles instead of increasing pressure.

Number of Nozzles - Use the minimum number of nozzles that provide uniform coverage.

Nozzle Orientation - Orienting nozzles so that the spray is released parallel to the airstream produces larger droplets than other orientations and is the recommended practice. Significant deflection from horizontal will reduce droplet size and increase drift potential.

Nozzle Type - Use a nozzle that is designed for the intended application. With most nozzle types, narrower spray angles produce larger droplets. Consider using low-drift nozzles. Solid stream nozzles oriented straight back produce the largest droplets and the lowest drift.

Boom Length

For some use patterns, reducing the effective boom length to less than $\frac{3}{4}$ of the wingspan or rotor length may further reduce drift without reducing swath width.

Application Height

Applications should not be made at a height greater than 10 feet above the top of the largest plants unless a greater height is required for aircraft safety. Making application at the lowest height that is safe reduces exposure of droplets to evaporation and wind.

Swath Adjustment

When applications are made with a crosswind, the swath will be displaced downwind. Therefore, on the up and downwind edges of the field, the applicator must compensate for this displacement by adjusting the path of the aircraft upwind. Swath adjustment distance should increase with increasing drift potential (higher wind, smaller drops, etc.).

Wind


Drift potential is lowest between wind speeds of 2-10 mph. However, many factors, including droplet size and equipment type, determine drift potential at any given speed. Application should be avoided below 2 mph due to variable wind direction and high inversion potential. NOTE: Local terrain can influence wind patterns. Every applicator should be familiar with local wind patterns and how they affect spray drift.

Temperature and Humidity

When making applications in low relative humidity, set up equipment to produce larger droplets to compensate for evaporation. Droplet evaporation is most severe when conditions are both hot and dry.



PRIME SOURCE



This information is for promotional purposes only. Space considerations may require information to be omitted. Always refer to the actual package for complete label verbiage. This product may not yet be available or approved for sale or use in your area.

CHLOROTHALONIL 720 SELECT™

FUNGICIDE

Temperature Inversions

Applications should not occur during a temperature inversion because drift potential is high. Temperature inversions restrict vertical air mixing, which causes small suspended droplets to remain in a concentrated cloud. This cloud can move in unpredictable directions due to the light variable winds common during inversions. Temperature inversions are characterized by increasing temperatures with altitude and are common on nights with limited cloud cover and light to no wind. They begin to form as the sun sets and often continue into the morning. Their presence can be indicated by ground fog; however, if fog is not present, inversions can also be identified by the movement of smoke from a ground source or an aircraft generator. Smoke that layers and moves laterally in a concentrated cloud (under low wind conditions) indicates an inversion, while smoke that moves upward and rapidly dissipates indicates good vertical air mixing.

Integrated Pest Management

Chlorothalonil 720 Select is an excellent disease control agent when used according to label directions for control of a broad spectrum of plant diseases. This product is labeled for use in programs that are compatible with the principles of Integrated Pest Management (IPM), including the use of disease resistant crop varieties, cultural practices, pest scouting and disease forecasting systems which reduce unnecessary applications of pesticides.

Fungicide Resistance Management

Chlorothalonil 720 Select is effective for strategic use in programs that attempt to minimize disease resistance to fungicides. Some other fungicides which are at risk from disease resistance exhibit a single-site mode of fungicidal action. This product, with a multi-site mode of action, may be used to delay or prevent the development of resistance to single-site fungicides. Consult with your federal or state Cooperative Extension Service representatives for guidance on the proper use of this product in programs which seek to minimize the occurrence of disease resistance to other fungicides.

Mixing, Loading, and Applying

Chlorothalonil 720 Select is intended to be diluted into water, then applied to crops by typical agricultural spraying techniques. **ALWAYS APPLY THIS PRODUCT IN SUFFICIENT WATER TO OBTAIN THOROUGH, UNIFORM COVERAGE OF FOLIAGE AND CROP SURFACES INTENDED TO BE PROTECTED FROM DISEASE.** Spray volume to be used will vary with crop and amount of plant growth. Spray volume should normally range from 20 to 150 gallons per acre (200 to 1400 liters per hectare) for dilute sprays and 5 to 10 gallons per acre (50 to 100 liters per hectare) for concentrate ground sprays and aircraft applications. Both ground and aircraft methods of application are recommended unless specific directions are given for a crop.

Slowly invert container several times to assure uniform mixture. Measure the required amount of **Chlorothalonil 720 Select** and pour into the spray tank during filling. Keep agitator running when filling spray tank and during spray operations.

Do not use on greenhouse-grown crops except as directed in the Ornamental Plants section of this label.

Tank Mixing


When tank mixing this product with other pesticides, observe the more restrictive label limitations and precautions. No label dosage rates should be exceeded. This product cannot be mixed with any product containing a label prohibition against such mixing.

Chlorothalonil 720 Select can be tank mixed with ActinoGrow (*Streptomyces lydicus* WYEC 108) for the control of diseases in soybeans as specified on both this and the Actino-Grow label (see the Application Rate Table for details). Observe all applicable directions, precautions, and limitations on the **Chlorothalonil 720 Select** and ActinoGrow label (EPA Reg. No. 73314-1) when applying these products.

Do not combine **Chlorothalonil 720 Select** in a sprayer tank with pesticides, surfactants or fertilizers, unless your prior use has shown the combination physically compatible, effective and noninjurious under your conditions of use. Do not combine this product with Dipel 4F, Foil, Triton AG-98, Triton B-1956 or Latron B-1956, as phytotoxicity may result from the combination when applied to the crops on this label. DO NOT tank mix this product with oil, or with any adjuvants which contain oil as their principal ingredient. When an adjuvant is to be used with this product, Prime Source LLC recommends the use of a Chemical Producers and Distributors Association (CPDA) certified adjuvant. Do not use with Copper-Count N in concentrated spray suspensions.

Applications Through Sprinkler Irrigation Systems (Chemigation)

Application through sprinkler irrigation systems is recommended only for those specific crops for which the notation "chemigation OK" is listed on this label.



This information is for promotional purposes only. Space considerations may require information to be omitted. Always refer to the actual package for complete label verbiage. This product may not yet be available or approved for sale or use in your area.

CHLOROTHALONIL 720 SELECT™

FUNGICIDE

Apply this product only through center pivot, motorized lateral move, traveling gun, solid set and portable (wheel move, side roll, end tow, or hand move) irrigation system(s). DO NOT apply this product through any other type of irrigation system.

Crop injury, lack of effectiveness, or illegal pesticide residues in the crop can result from non-uniform distribution of treated water. If you have questions about calibration, you should contact State Extension Service specialists, equipment manufacturers or other experts.

DO NOT apply this product through irrigation systems connected to a public water system. "Public Water System" means a system for the provision to the public of piped water for human consumption if such system has at least 15 service connections or regularly serves an average of at least 25 individuals daily at least 60 days per year.

Controls for both irrigation water and pesticide injection systems must be functionally interlocked, so as to automatically terminate pesticide injections when the irrigation water pump motor stops. A person knowledgeable of the irrigation system and responsible for its operation shall be present so as to discontinue pesticide injection and make necessary adjustments, should the need arise.

The irrigation water pipeline must be fitted with a functional, automatic, quick-closing check valve to prevent the flow of treated irrigation water back toward the water source. The pipeline must also be fitted with a vacuum relief valve and low pressure drain, located between the irrigation water pump and the check valve, to prevent back-siphoning of treated irrigation water into the water source.

Always inject **Chlorothalonil 720 Select** into irrigation water after it discharges from the irrigation pump and after it passes through the check valve. Never inject pesticides into the intake line on the suction side of the pump.

Pesticide injection equipment must be fitted with a functional, normally closed, solenoid-operated valve located on the intake side of the injection pump. Interlock this valve to the power system, so as to prevent fluid from being withdrawn from the chemical supply tank when the irrigation system is either automatically or manually turned off.

The pesticide injection pipeline must contain a functional, automatic, quick-closing check valve to prevent the flow of fluid back toward the injection pump.

The irrigation line or water pump must include a functional pressure switch which will stop the water pump motor when the pressure decreases to the point where pesticide distribution is adversely affected.

Spray mixture in the chemical supply tank must be agitated at all times, otherwise settling and uneven application may occur. DO NOT apply when wind speed favors drift beyond the area intended for treatment.

Chlorothalonil 720 Select may be used through two basic types of sprinkler irrigation systems as outlined in Sections A and B below. Determine which type of system is in place, then refer to the appropriate directions provided for each type.

A. Center Pivot, Motorized Lateral Move and Traveling Gun Irrigation Equipment


For injection of pesticides, these continuously moving systems must use a metering pump, such as a positive displacement injection pump of either diaphragm or piston type, constructed of materials that are compatible with pesticides, fitted with a system interlock, and capable of injection at pressures approximately 2 to 3 times those encountered within the irrigation water line. Venturi applicator units cannot be used on these systems.

Fill chemical supply tank of injection equipment with water. Operate system for one complete revolution or run across the field, measuring time required, amount of water injected, and acreage covered. Thoroughly mix specified amount of **Chlorothalonil 720 Select** for acreage to be covered into same amount of water used during calibration and inject into system continuously for one revolution or run. Mixture in the chemical supply tank must be continuously agitated during the injection run. Shut off injection equipment after one revolution or run, but continue to operate irrigation system until this product has been cleared from last sprinkler head.

B. Solid Set and Portable (Wheel Move, Side Roll, End Tow, or Hand Move) Irrigation Equipment

With stationary systems, an effectively designed in-line venturi applicator unit is preferred which is constructed of materials that are compatible with pesticides; however, a positive-displacement pump can also be used.

Determine acreage covered by sprinkler. Fill tank of injection equipment with water and adjust flow to use contents over a thirty to forty-five minute period. Mix desired amount of **Chlorothalonil 720 Select** for acreage to be covered with water so that the total mixture of this product plus water in the injection tank is equal to the quantity of water used during calibration and operate entire system at normal



This information is for promotional purposes only. Space considerations may require information to be omitted. Always refer to the actual package for complete label verbiage. This product may not yet be available or approved for sale or use in your area.

CHLOROTHALONIL 720 SELECT™

FUNGICIDE

pressures specified by the manufacturer of injection equipment used for amount of time established during calibration. No agitation should be required. This product can be injected at the beginning or end of the irrigation cycle or as a separate application. Stop injection equipment after treatment is completed and continue to operate irrigation system until this product has been cleared from last sprinkler head.

Application Rates

Dosage rates on this label indicate pounds of **Chlorothalonil 720 Select** per acre, unless otherwise stated. Under conditions favoring disease development, the high rate specified and shortest application interval should be used.

For each listed crop, the maximum total amount of chlorothalonil active ingredient (lbs. ai/A) which may be applied per acre of that crop (or crop group) during each growing season is given in bold print within a box beneath the crop name. For each crop use situation listed below the listed maximum individual and seasonal application rates must not be exceeded and the listed minimum retreatment intervals must not be decreased.

Turfgrasses


Do not use on home lawns and turf sites associated with apartment buildings, daycare centers, playgrounds, recreational park athletic fields, athletic fields located on or next to schools (i.e., elementary, middle, and high schools), campgrounds, churches, and theme parks. Sodfarm turf treated with chlorothalonil prior to harvest must be mechanically cut rolled and harvested. Do not use for sodfarms at application rates greater than 13 pounds of active ingredient per acre per year. Do not apply more than the following totals of chlorothalonil active ingredient from all registered product sources to the indicated types of turfgrass:

Type of Turfgrass	Total Chlorothalonil Active Ingredient Per acre per Year
Golf Course Greens	73 lbs.
Golf Course Tees	52 lbs.
Golf Course Fairways	26 lbs.
Sod Farms	13 lbs.
Other Turf (not Sodfarms)	26 lbs.

Apply **Chlorothalonil 720 Select** in 90 to 450 gallons of water per acre on golf course greens and tees, and 30 to 100 gallons of water per acre on fairways, lawns and other turfgrass. Apply with ground equipment only.

Begin applications when conditions favor disease development and repeat applications as long as these conditions persist. Under severe disease conditions use the highest rate and shortest interval corresponding with the application schedule selected from the table below. DO NOT mow or irrigate after treatment until spray deposit on turfgrass is thoroughly dry. This product should always be used in conjunction with good turf management practices.





This information is for promotional purposes only. Space considerations may require information to be omitted. Always refer to the actual package for complete label verbiage. This product may not yet be available or approved for sale or use in your area.

CHLOROTHALONIL 720 SELECT™

FUNGICIDE

Diseases* Controlled	Interval of Application	Golf Course Greens & Tees (Rate/1,000 sq. ft.)	Golf Course Fairways, Lawns & Other Turfgrass** Rate per Acre
1. Dollar spot 2. Brown patch 3. Leaf spot, Melting Out, Brown blight 4. Gray leaf spot	7-14 days	2 to 3.6 ounces (4.1 to 7.3 lbs. a.i./acre)	5½ to 9¾ pints (4.1 to 7.3 lbs. a.i./acre)
5. Red thread 6. Anthracnose 7. Copper spot 8. Stem rust (bluegrass) 9. Dichondra leaf spot	7 days or 14 days	3.6 ounces Or 5½ ounces (7.3 or 11.3 lbs. a.i./acre)	9¾ pints Or 15 pints (7.3 or 11.3 lbs. a.i./acre)

*Diseases listed are caused by fungi, some of which are named below:

1. Dollar spot: *Sclerotinia homeocarpa*; *Lanzia* or *Moellerodiscus* spp.
2. Brown patch: *Rhizoctonia solani*, *R. zeae*, *R. cerealis*
3. Leaf spots, Melting-out, Brown blight: *Drechslera* spp. (including *D. poae*, *D. siccans*), *Bipolaris sorokiniana*, *Curvularia* spp.
4. Gray leaf spot: *Pyricularia grisea*, *P. oryzae*
5. Red thread: *Laetisaria fuciformis*
6. Anthracnose: *Colletotrichum graminicola*
7. Copper spot: *Gloeocercospora sorghi*
8. Stem rust: *Puccinia graminis*
9. Dichondra leafspot: *Alternaria* spp.

**Does not include sodfarms.

Gray Snow Mold caused by *Typhula* spp.: Apply in sufficient water to obtain adequate coverage (2 to 10 gallons per 1,000 square feet). Apply 5½ fluid ounces of **Chlorothalonil 720 Select** per 1,000 square feet of turf area (15 pints per acre). Application must be made before snow cover in autumn. If snow cover is intermittent or lacking during the winter, re-apply this product at monthly intervals until Gray Snow Mold conditions no longer prevail. In areas where Pink Snow Mold (*Microdochium* or *Fusarium* patch) is likely to occur, apply **Chlorothalonil 720 Select** at 5½ fluid ounces in combination with products containing iprodione at 2 ounces active ingredient, per 1,000 square feet of turf area. Read and observe all label directions for products containing these active ingredients.

Fusarium (Microdochium) Patch: **Chlorothalonil 720 Select** is effective against *Fusarium* patch only in areas where snow cover is intermittent or lacking during the winter. Apply 5½ fluid ounces of **Chlorothalonil 720 Select** per 1,000 square feet of turf area. Begin applications in late autumn and re-apply at 21- to 28-day intervals until conditions favorable for *Fusarium* patch no longer prevail.


Algal scum: Apply **Chlorothalonil 720 Select** at 2 to 3.6 fluid ounces per 1,000 square feet on a 7- to 14-day schedule. When colonies of algae are well established, every attempt should be made to dry out the afflicted area. Once dry, spiking or verticutting should be done to enhance turfgrass recovery in conjunction with the use of this product. Several applications of this product at the high rate may be necessary for turfgrass recovery. When environmental conditions are favorable for algae growth, a preventative program with this product will suppress re-colonization of the turf.

Ornamental Plants

Apply **Chlorothalonil 720 Select** at a rate of 1 3/8 pints per 100 gallons of water unless other directions are given in the tables below. Apply enough diluted spray per acre to provide thorough coverage of all plant parts that are intended to be protected from disease, generally ranging from 20 to 150 gallons per acre. Repeat applications at 7 to 14-day intervals until conditions are no longer favorable for disease. During periods when conditions favor severe disease incidence, generally cloudy or wet weather, apply this product at 7-day intervals. **DO NOT apply more than a total of 36.4 lbs. chlorothalonil active ingredient per acre per growing season on field-grown ornamentals.**



PRIME SOURCE



This information is for promotional purposes only. Space considerations may require information to be omitted.
Always refer to the actual package for complete label verbiage. This product may not yet be available or approved for sale or use in your area.

CHLOROTHALONIL 720 SELECT™

FUNGICIDE

Fruits and other structures which may be borne on treated plants **MUST NOT BE EATEN.**

This product may be used in greenhouses. DO NOT use mistblowers or high pressure spray equipment when making applications of this product in greenhouses.

Chlorothalonil 720 Select is recommended for control of fungal diseases referred to by numbers in parentheses following each type of ornamental plant. The user should test for possible phytotoxic responses, using recommended rates on each type of ornamental plant on a small area prior to widespread use. Applications made during bloom may damage flowers and/or fruits.

Ornamentals Recommended for Treatment with Chlorothalonil 720 Select


Broadleaf Shrubs and Trees	
Andromeda (<i>Pieris</i>) (4)	Holly (1)
Ash (<i>Fraxinus</i>) (1)	Lilac (5)
Aspen (1)	Magnolia (1)
Azalea (1,2,4)	Maple (1)
Buckeye, Horsechestnut (1)	Mountain laurel (1)
Camellia (2)	Oak (red group only) (1,7)
Cherry-laurel (1)	Oregon-grape (<i>Mahonia</i>) (6)
Crabapple (1,6)	Red-tip (<i>Photinia</i>) (1)
Dogwood (1)	Poplar (1)
Eucalyptus (3)	Privet (<i>Ligustrum</i>) (1)
Euonymus (1)	Rhododendron (1,2,4)
Firethorn (<i>Pyracantha</i>) (1)	Sand cherry (1,2)
Flowering almond (1,2)	Sequoia (1)
Flowering cherry (1,2)	Spirea (1)
Flowering peach (1,2)	Sycamore, Planetree (1)
Flowering plum (1,2)	Viburnum (5)
Flowering quince (1,2)	Walnut (<i>Juglans</i>) (1)
Hawthorn (1,6)	

Flowering Plants and Bulbs	
Arabian violet (2)	Lily (1)
Begonia (1)	Marigold (1)
Carnation (1,2)	Narcissus (1)
Chrysanthemum (1,2)	Pansy (1)
Crocus (1)	Petunia (1,4)
Daffodil (1)	Phlox (1)
Daisy (1)	Poinsettia (1)
Geranium (1,6)	Rose (1)
Gladiolus (1,2)	Statice (1)
Hollyhock (6)	Tulip (1)
Hydrangea (foliage only) (1,6)	Zinnia (1,5)
Iris (1,2)	

a/ Avoid applications during bloom period on plants where flower injury is unacceptable.

b/ Discontinue applications prior to bract formation; phytotoxicity is possible on the bracts.

c/ Use 1 pint of **Chlorothalonil 720 Select** per 100 gallons of water.



This information is for promotional purposes only. Space considerations may require information to be omitted.
 Always refer to the actual package for complete label verbiage. This product may not yet be available or approved for sale or use in your area.

CHLOROTHALONIL 720 SELECT™

FUNGICIDE

Foliage Plants	
Aglaonema (1)	Lipstick plant (1)
Areca palm (1)	Ming aralia (1)
Artemesia (1)	Oyster plant (<i>Rhoeo</i>) (1)
Boston fern (<i>Nephrolepis</i>) (1)	Pachysandrad (1)
Dracaena (1)	Parlor palm (<i>Chamaedorea</i>) (1)
Dumbcane (<i>Dieffenbachia</i>)(1)	Peperomia (1)
Fatsia (<i>Aralia</i>) (1)	Philodendron (1,4)
Ficus (1)	Prayer plant (<i>Maranta</i>) (1)
Florida ruffle fern (1)	Syngonium (1)
Leatherleaf fern (1)	Zebra plant (<i>Aphelandra</i>) (1)

d/ Use 2¾ pints of Chlorothalonil 720 Select per 100 gallons of water.

LEAFSPOTS & FOLIAR BLIGHTS CONTROLLED WITH CHLOROTHALONIL 720 SELECT

Actinopelte leafspot	Fabraea (<i>Entomosporium</i>) leafspot
Alternaria leafspot or leaf blight	Fusarium (<i>Gibberella</i>) leafspot
Anthracnose (<i>Gnomonia</i> , <i>Glomerella</i> , <i>Colletotrichum</i> , <i>Discula</i>)	Gloeosporium black leafspot
Blights	Marssonina leafspot
Black spot (<i>Diplocarpon</i>)	Monilinia blossom blight, twig blight
Botrytis blights	Mycosphaerella ray blight
Cephalosporium leafspot	Myrothecium leafspot, brown rot
Cercospora leafspot	Phyllosticta leafspot
Cerosporidium leafspot	Ramularia leafspot
Shothole (<i>Stigmina</i>)	Rhizoctonia web blight
Corynespora stem & leafspots	Scab (<i>Venturia</i>)
Curvularia leafspot	Septoria leafspot
Dactylaria leafspot	Sphaeropsis leafspot
Didymellina leafspot	Stagonospora leaf scorch
Drechslera (<i>Bipolaris</i>) leafspots, inkspot	Tan leafspot (<i>Curvularia</i>)
	Volutella leaf blight


FLOWER SPOTS & BLIGHTS CONTROLLED WITH CHLOROTHALONIL 720 SELECT

Botrytis flower spot, flower blight	Ovulinia flower blight
Curvularia flower spot	Rhizopus blossom blight
Monilinia blossom blight	Sclerotinia flower blight

Chlorothalonil 720 Select controls:

- Cylindrocladium stem canker
- Phytophthora leaf blight, dieback
- Erysiphe cichoracearum* (powdery mildew) *Microsphaera* spp.
- Sphaerotheca fuliginea* (powdery mildew) *Microsphaera* spp.
- Gymnosporangium* spp. (rust) *Puccinia* spp.
- Pucciniastrum hydrangeae* (rust) *Puccinia* spp.
- Taphrina blister





This information is for promotional purposes only. Space considerations may require information to be omitted.
Always refer to the actual package for complete label verbiage. This product may not yet be available or approved for sale or use in your area.

CHLOROTHALONIL 720 SELECT™

FUNGICIDE

STORAGE AND DISPOSAL

Do not contaminate water, food or feed by storage or disposal. Open dumping is prohibited.

PESTICIDE STORAGE: Store in a cool place. Protect from excessive heat.

PESTICIDE DISPOSAL: Pesticide wastes are toxic. Improper disposal of excess pesticide, spray mixture, or rinsate is a violation of Federal Law. If these wastes cannot be disposed of by use according to label instructions, contact your State Pesticide or Environmental Control Agency, or the Hazardous Waste representative at the nearest EPA Regional Office for guidance.

CONTAINER HANDLING:

Nonrefillable Container: Nonrefillable container. Do not reuse or refill this container. Triple rinse container (or equivalent) promptly after emptying. Triple rinse as follows: Empty the remaining contents into application equipment or a mix tank and drain for 10 seconds after the flow begins to drip. Fill the container 1/4 full with water and recap. Shake for 10 seconds. Pour rinsate into application equipment or a mix tank or store rinsate for later use or disposal. Drain for 10 seconds after the flow begins to drip. Repeat this procedure two more times. Then offer for recycling or reconditioning, or puncture and dispose of in a sanitary landfill, or incineration, or, if allowed by state and local authorities, by burning. If burned, stay out of smoke.

IMPORTANT INFORMATION - READ BEFORE USING PRODUCT

CONDITION OF SALE AND LIMITATION OF WARRANTY AND LIABILITY

NOTICE: Read the entire Directions for Use and Conditions of Sale and Limitation of Warranty and Liability before buying or using this product. If the terms are not acceptable, return the product at once, unopened, and the purchase price will be refunded.

The Directions for Use of this product must be followed carefully. It is impossible to eliminate all risks inherently associated with the use of this product. Ineffectiveness or other unintended consequences may result because of such factors as manner of use or application, weather, presence of other materials or other influencing factors in the use of the product, which are beyond the control of Prime Source LLC or Seller. To the extent consistent with state law all such risks shall be assumed by Buyer and User, and Buyer and User agree to hold Prime Source LLC and Seller harmless for any claims relating to such factors.

Prime Source LLC warrants that this product conforms to the chemical description on the label and is reasonably fit for the purposes stated in the Directions for Use, subject to the inherent risks referred to above, when used in accordance with directions under normal use conditions. This warranty does not extend to the use of this product contrary to label instructions, or under abnormal conditions or under conditions not reasonably foreseeable to or beyond the control of Seller or Prime Source LLC, and Buyer and User assume the risk of any such use. **PRIME SOURCE LLC MAKES NO WARRANTIES OF MERCHANTABILITY OR OF FITNESS FOR A PARTICULAR PURPOSE OR ANY OTHER EXPRESS OR IMPLIED**

WARRANTY EXCEPT AS STATED ABOVE.

To the extent consistent with state law, neither Prime Source LLC nor Seller shall be liable for any incidental, consequential or special damages resulting from the use or handling of this product. **THE EXCLUSIVE REMEDY OF THE USER OR BUYER, AND THE EXCLUSIVE LIABILITY OF PRIME SOURCE LLC AND SELLER FOR ANY AND ALL CLAIMS, LOSSES, INJURIES OR DAMAGES (INCLUDING CLAIMS BASED ON BREACH OF WARRANTY, CONTRACT, NEGLIGENCE, TORT, STRICT LIABILITY OR OTHERWISE) RESULTING FROM THE USE OR HANDLING OF THIS PRODUCT, SHALL BE THE RETURN OF THE PURCHASE PRICE OF THE PRODUCT OR, AT THE ELECTION OF PRIME SOURCE LLC OR SELLER, THE REPLACEMENT OF THE PRODUCT.**

Prime Source LLC and Seller offer this product, and Buyer and User accept it, subject to the foregoing conditions of Sale and Limitation of Warranty and Liability which may not be modified except by written agreement signed by a duly authorized representative of Prime Source LLC.

Dipel is a registered trademark of Valent Biosciences Corporation;

Latron and Triton are registered trademarks of Dow Agrosiences LLC;

Copper Count N is a registered trademark of Mineral Research and Development Corporation.